

Snap-on[®]

INDUSTRIAL

**GREAT
DEALS
NEWEST
TOOLS**

FEATURING THE HOTTEST INNOVATIONS IN AVIATION TOOLS

- Specialty Ratchets & Hand Tools (Pgs 2-3)
- Power Tools (Pgs 4-5)
- Inspection Scopes (Pg 6)
- Control Tech™ Industrial Torque Wrenches (Pg 7)
- Tools @ Height Drop Prevention (Pgs 8-9)
- Level 5™ Visual Control Cabinet (Pg 12)
- Shop Equipment (Pg 14)
- Aviation Dog Boxes (Pg 16)



(Pg 16)

(Pg 3)

(Pg 2)

LIMITED TIME ONLY
Prices Good From April 1 – June 30, 2014

Snap-on[®]

AVIATION TOOLS

Air Tool Accessories & Hand Tools



NEW AIRCRAFT STRUT INFLATOR
 • 3000 PSI gauge w/ hard plastic carrying case
TTL-3000-ASG (Analog)



NEW AIRCRAFT TIRE INFLATORS
 • 300 PSI gauge w/ hard plastic carrying case
TTL-300-DTI (Digital)
TTL-300-ATI (Analog)



NEW AIRCRAFT TIRE GAUGES
 • 300 PSI gauge w/ hard plastic carrying case
TTL-300-DTG (Digital w/ bleed valve)
TTL-300-ATG (Analog)



STRAIGHT JAWS AVIATION SNIPS SET
 • 3-Piece set includes left hand, right hand, straight cut
 • 1-1/8" cutting edge, 9-1/2" long
AVS30



OFFSET JAWS AVIATION SNIPS
 • 1 1/8" cutting edge, 9 1/2" long
AVSOSL9 (Left Cut)
AVSOSR9 (Right Cut)




EMBRAER 190® AIRCRAFT LANDING GEAR SOCKET WRENCH
 • 1-1/4" deep well socket with 1/4" slit cut into it allows the speed cable to pass through
 • Flex head, 3/8" square drive allows torque to 80 in. lbs.
 • Overall length is 11-1/2"
LGSW125



NEW ULTRA LOW PROFILE SCREWDRIVERS
 • Measures 108 mm in length and tapers from 16 mm at base to 11 mm at head
SSFP1 (Phillips #1 Tip)
SSFP2 (Phillips #2 Tip)
SSF1 (Flat Tip)

DEEP THROW SPEEDER WRENCH
 • "Loading tool" used on F-14A aircraft
 • 18-1/16" clearance (32-7/8" overall length)
N8323 (1/2" Drive)



NEW PRODUCT



NEW AIRCRAFT HOSE CLAMP SOCKET
 • 1/4" drive, one-size-fits-all slotted socket for thumb knobs
AHCS1



INDUSTRIAL FINISH FOD RATCHETS
 • Meets FOD and FME program conformance

3/8" Drive
GF80FOD (7-7/16" Handle)
GFL80FOD (10-5/16" Handle)
1/4" Drive
GT72FOD (4-7/16" Handle)
GTL72FOD (6-1/2" Handle)



EXTRA LONG QUICK RELEASE RATCHET
 • 1/4" Drive ratchet features extra long 9" handle
TRLL72



HI-LOK® SEALED HEAD RATCHETS
 • Features pass-thru hole in head and square drive so the fastener may be held steady with a hex wrench
FCY72 (3/8" Drive Fixed Head)
TFY72 (1/4" Drive Flex Head)
TY72 (1/4" Drive Fixed Head)



SEALED HEAD FOD RATCHET
 • 3/8" Drive ratchet features 7-7/16" long standard handle
F80FOD


AIRCRAFT OIL CAN OPENER

• Plastic opener will leave no metal debris in oil
AOCO1



HAND TOOLS

Ratchets, Sockets, Screwdrivers & Pliers



3/8" DRIVE EXTRA LONG SEALED HEAD RATCHET

- 17" handle for longer reach; increased leverage
- Perfect for hard to reach, tight/restricted access areas such as serpentine belts

FLL80



1/4" DRIVE EXTRA LONG SEALED HEAD QUICK RELEASE RATCHET

- Extra long 9" handle
- Quick release feature to retain sockets

TRLL72



3/8" DRIVE SHORT HANDLE SEALED HEAD FLEX RATCHET

- 3/8" Drive ratchet with 8-5/16" long handle for additional access
- Sealed head keeps lubricants in and contaminants out for longer life
- Dual 80® technology features 7 teeth engaging the gear for added strength and durability

FF80



1/2" DRIVE EXTRA LONG 5" FLANK DRIVE® IMPACT SOCKET

- 18mm 6-Point socket
- Broach depth allows user to start/thread nut onto the stud instead of by hand
- Perfect for fuel tank hold down strap on International 4400 chassis

SIMML180



ELECTRICAL CONNECTOR PLIERS

- 8" long, adjustable pliers with non-marring jaws
- 30° offset angle head with 1/4" to 1-5/8" jaw size

ACP8



NEW HEAVY DUTY REMOTE HOSE CLAMP PLIERS

- Used to remove standard, space-saver and pre-opened hose clamps up to 2"
- Heavy duty 5/64" cable
- Unique jaw design works on all 3 clamp types

SHCP1A



NEW 3/8" DRIVE SWIVEL IMPACT SOCKET EXTENSION SET

- 2-Piece set includes 6" and 9" lengths
- For use with any shallow, semi-deep, deep, 6pt, 12pt, metric or SAE impact socket
- Perfect for restricted access areas such as cylinder heads, and transmission, drive line and exhaust manifold bolts

202IPFX



LONG BLADE TORX® SCREWDRIVER SET

- 7-Piece set includes T8, T10, T15, T20, T25, T27, and T30 screwdrivers
- 10" to 12" blade length with Instinct® handle

SGDTXL70BR



1/4" DRIVE ADJUSTABLE TORQUE SCREWDRIVER W/ PIN RETENTION

- Perfect for low torque fastening such as assembly line circuit boards, sensors, actuators, fuel pressure regulator brackets, fuel filter brackets, and avionics
- Freewheels 90° when specified torque is obtained (competitive units without this freewheeling feature can cause over torquing of the fasteners)
- Torques in clockwise direction only; ±6% accuracy (from 20% to 100% full scale)
- Lightweight yet rugged construction with textured, non-slip grip body
- Comfortable ergonomic tri-lobe grip prevents the device from rolling off a flat surface and being damaged

QDRIVER2A (20 to 100 in.-oz.)

QDRIVER3A (3 to 15 in.-lbs.)

QDRIVER4A (5 to 40 in.-lbs.)

QDRIVER4NMA (90 to 450 N•cm)



NEW REMOTE PISTOL GRIP HOSE CLAMP PLIERS

- Infinite locking positions for a large range of clamps and hose sizes
- Uses less force to operate than competitor's

SHCP2

PNEUMATIC POWER TOOLS

Impact Wrenches, Hammers, Grinders, Saws & Ratchets



Pinned Anvil



3" Anvil

1/2" DRIVE HEAVY DUTY AIR IMPACT WRENCH

- Delivers 810 ft. lb. of maximum torque, 1,270 blows per minute, 9,800 free speed RPM
- 1,190 ft. lb. (1,613 N•m) of bolt break away torque

MG725

MG725L (3" Anvil)

MG725P (Pinned Anvil)



3/8" DRIVE SUPER DUTY IMPACT WRENCH

- Delivers 325 ft. lb. of maximum torque, 1,400 blows per minute, 10,700 free speed RPM

MG325 (Red)

MG325O (Orange)

MG325G (Green)



BLUE-POINT® 1/2" DRIVE SUPER DUTY IMPACT WRENCH

- Delivers 550 ft. lb. of max torque, 1,200 blows per minute, 7,400 free speed RPM
- AT5500**



SUPER DUTY AIR HAMMER

- 2,500 blows per minute
- Dual elastomer cushions absorb shock and vibration to reduce user fatigue
- Includes quick change chuck retainer

PH3050B



RECIPROCATING AIR SAW WITH DUAL-CHUCK MECHANISM

- Dual chuck accepts 0.035" standard air saw blades and 6" long reciprocating saw blades
- Can cut 1/8" (3mm) thick mild steel

PTS1000



BLUE-POINT® 3/8" DRIVE AIR IMPACT WRENCH

- Delivers 180 ft. lb. of max torque, 1,500 BPM, 11,000 free speed RPM
- AT321**



BLUE-POINT® HEAVY DUTY AIR HAMMER

- 3,400 blows per minute
- Includes quick change retainer

AT2050



1 HP 3" CUT-OFF TOOL

- 25,000 RPM of smooth cutting action
- 7" long and weighs 1-1/2 lbs.

PT430



1/4" MINI EXTENDED RIGHT ANGLE GRINDER

- .45 HP motor, 18,000 free speed RPM
- Extended reach of 4.5" with a 90° angle head

AT120LRA



HIGH SPEED LOW TORQUE 3/8" DRIVE AIR RATCHET

- Lightweight ratchet with slim drive head and long reach (11.2 inches overall length)
- 410 RPM free speed for fast removal/installation
- Maximum torque of 30 ft. lbs. won't strip threads

FAR7000



HEAVY DUTY EXTENDED INLINE DIE GRINDER

- 1.0 HP grinder, 23,000 free speed RPM
- 3-3/4" steel shaft for extra reach

PT400L



1 HP 4" ANGLE CUT-OFF TOOL

- 12,000 RPM of smooth cutting action
- 9" long and weighs 3-1/2 lbs.
- Includes INSTINCT® Side Handle

PT490

CORDLESS POWER TOOLS

Lithium, Micro-Lithium & Ni-Cad



18V LITHIUM DRILL KIT

- This powerful cordless kit includes:
 - Hammer Drill (CDR7850HDB)
 - Compact Work Light (CTL7850)
 - Battery Charger (CTC720)
 - Two (2) Lithium Batteries (CTB7185)
 - Tote Bag (CTTOTEA)

CK7850DL



18V LITHIUM 1/2" DRIVE IMPACT WRENCH KIT

- This powerful cordless kit includes:
 - 1/2" Drive Impact Wrench (CT7850DB)
 - Compact Work Light (CTL7850)
 - Mobile Battery Charger (CTC728)
 - Two (2) Lithium Batteries (CTB7185)
 - Tote Bag (CTTOTEA)

CK7850CIL



18V LITHIUM DRILL & IMPACT WRENCH MASTER KIT

- This powerful cordless kit includes:
 - Hammer Drill (CDR7850HDB)
 - 1/2" Drive Impact Wrench (CT7850DB)
 - Compact Work Light (CTL7850)
 - Battery Charger (CTC720)
 - Two (2) Lithium Batteries (CTB7185)
 - Tote Bag (CTTOTEA)

CK7850DIL

18V LITHIUM COMPACT 3/8" DRIVE IMPACT WRENCH

- 325 ft. lbs. bolt breakaway torque / 230 ft. lbs. tightening torque at 2,400 free speed RPM
- Features battery fuel gauge and LED light
- Lithium batteries work down to -5° F
- Includes two batteries, charger and tote bag

CT8810



14.4V MICRO-LITHIUM LASER-GUIDED CORDLESS INFRARED THERMOMETER

- Temp range: -58 to 1932°F (-50 to 1000°C) with accuracy of 0.30 to 1.00
- K-Type thermocouple probe socket for solid/liquid/gas temps
- Features audible alarms and battery overload
- Includes battery, charger and soft case

CTG761



14.4 VOLT MICRO-LITHIUM CORDLESS DRILL

- Small, compact and lightweight, weighs 2.4 lbs. with battery
- Variable 2-speed drill with 150 in. lb. torque
- Features battery fuel gauge, 3/8" keyless drill chuck and 9-position clutch
- Includes two batteries, charger and tote bag

CDR761

14.4V MICRO-LITHIUM CORDLESS RATCHETS

- Enjoy the freedom of working without an air source
- 30 ft. lbs. torque output at 350 RPM
- Features a built-in LED light, battery fuel gauge and variable speed trigger
- Includes battery, charger and case

CTR761

CTR725



18V NI-CAD MASTER CORDLESS TOOL KIT

- Includes all the tools from our most complete cordless line
- Portable, deployable, easy to ship and lift
- Organized in tool control foam
- This powerful cordless kit includes:
 - Drill Driver (CDR6850DB)
 - 1/2" Impact Wrench (CT6850DB)
 - Reciprocating Saw (CTRS6850DB)
 - Grease Gun (CGG4850DB)
 - Two (2) Ni-Cad Batteries (CTB4187)
 - Battery Charger (CTC620)
 - Work Light (CTLED4918HO)
 - Case (PCD1610NFBK)
 - Foam Insert (IKCFM0000226)

CK6850DIRGL

INSPECTION SCOPES

Digital Borescopes & Imagers



DIGITAL VIDEO SCOPE CAMERA

- 4.3" diameter screen
- Digital still image capture with internal memory and SD card storage
- Includes 36" digital imager with 8.5mm diameter head
- Touch-screen interface enables easy feature selection
- 90° glass mirror and magnet retrieval accessories included
- Uses 6 AA Alkaline batteries

BK5600



BK5600



BK6500




BK8000

5.5MM 78" DIGITAL IMAGER

- For use with BK5600, BK6500 and BK8000
- 5.5mm imager gets into much tighter spaces than standard 8.5mm
- Dual view digital cameras see straight ahead or at a 90° angle, no need for mirror attachment
- Close focus provides incredible detail
- Resistant to all common automotive chemicals

BK8000-55



BK8000-55

BK8000-38-2

DIGITAL INSPECTION SCOPES

- Use to confirm mechanical problems before disassembly
- 4.3" diameter touch-screen
- Digital video and image capture with internal memory and SD card storage
- View straight ahead or at a 90° angle with 36" dual imager
- Rechargeable lithium batteries in both viewer and imager
- 3 mega-pixel rear-view camera allows documentation of pre-service vehicle condition
- Transfer data to PC with USB port

BK8000 (Wireless)

BK6500 (Wired)

3.8MM 36" DIGITAL IMAGERS

- Make your BK8000, BK6500 and BK5600 borescopes "diesel ready"
- 3.8mm diameter imagers are especially suited for work on the TDI (turbo direct inject) or clean diesel engines of Volkswagen®, Audi® and Mercedes-Benz® vehicles
- Access much tighter spaces than standard 8.5mm or 5.5mm imagers such as diesel injection ports, glow plug ports, aircraft engine inspection, etc.
- Resistant to all common automotive chemicals

BK8000-38-1 (Front view)

BK8000-38-2 (Side view)

TORQUE WRENCHES

Interchangeable, Fixed & Flex Head



Control Tech™ Industrial Torque Wrenches

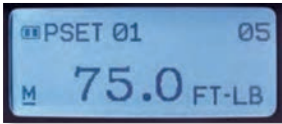
Features

- Torque and Angle combo modes provide the most accurate and fastest way to achieve torque plus angle in a single motion (patent pending)
- Torque accuracy to +/- 2% clockwise, +/- 3% counterclockwise
- Angle accuracy to +/- 1% of reading



Multi-Sensor Indicators

- Easy-to-read, backlit LCD screen, LED indicator lights, audible beep and handle vibration




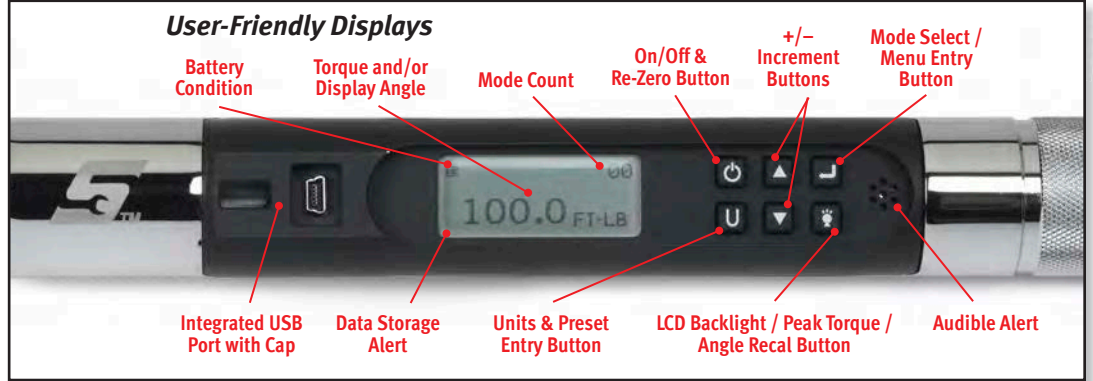
Performance

- 40 lockable memory presets
- Sequence programmable
- Reliable, time-stamped data trail
- Store 1,500 readings or download via USB



Dual 80® Technology

- Precise yet strong ratchet function with minimal ratcheting arc and very little lost motion allowing you to ratchet in tighter areas



Built-In Calibration

- Calculates calibration factor automatically
- Interchangeable head models feature a built-in calibration factor for different interchangeable head lengths (patent pending)

Durability

- Rugged all-steel body is designed to stand up to industrial use
- Industry-leading 2 year warranty



LED Indicator Lights

- Dual-side LED indicator lights with configurable settings provide operational guidance

INTERCHANGEABLE HEAD MODELS

CTECH1J240 (J-Shank)

- 12 to 240 in. lbs. / 1 to 20 ft. lbs. / 1.4 to 27.2 Nm

CTECH3X250 (X-Shank)

- 150–3000 in-lbs / 12.5-250 ft-lbs / 16.9-339 Nm

CTECH2Y100 (Y-Shank)

- 60–1200 in-lbs / 5-100 ft-lbs / 6.8–135.6 Nm

CTECH4Z600 (Z-Shank)

- 360 to 7200 in. lbs. / 30 to 600 ft. lbs. / 40.7 to 813.5 Nm

FIXED HEAD MODELS

CTECH4R600 (3/4" Drive Fixed Head)

- 360 to 7200 in. lbs. / 30 to 600 ft. lbs. / 40.7 to 813.5 Nm

CTECH1R240 (1/4" Drive Fixed Head)

- 12 to 240 in. lbs. / 1 to 20 ft. lbs. / 1.4 to 27.2 Nm

FLEX HEAD MODELS

CTECH3FR250 (1/2" Drive Flex Head)

- 150–3000 in-lbs / 12.5-250 ft-lbs / 16.9–339 Nm

CTECH2FR100 (3/8" Drive Flex Head)

- 60–1200 in-lbs / 5-100 ft-lbs / 6.8–135.6 Nm

CTECH1FR240 (1/4" Drive Flex Head)

- 12 to 240 in. lbs. / 1 to 20 ft. lbs. / 1.4 to 27.2 Nm

TOOLS @ HEIGHT

Drop Prevention System



Scaffold Building Kits

- Kit comes assembled and includes tools shown above. Scaffold builders literally open the box, put on the belt, and go to work with a kit that keeps them safe and increases productivity. Since each tool is independently tethered, any tool can be used and returned to its' holster while still maintaining three points of contact as pictured below

Safety & Security

- Holsters are designed with built-in attachment points or retractors
- Tools are tethered to the holster at all times so the risk of dropping a tool while transferring from bag to lanyard is eliminated
- Several holsters also feature hook and loop flaps that secure the tool while being transported

Customizable

- System is completely modular and can be arranged in any order on the tool belt based on the user's preference
- All Tools @ Height holsters and pouches are also available for individual purchase for attachment to existing tool belts or harnesses

SCAFFOLD BUILDING KIT

- Includes THSA936A plastic hammer head scaffold wrench
- THSCAFFSOSA (Small)**
- THSCAFFSOMA (Medium)**
- THSCAFFSOLA (Large)**
- THSCAFFSOXLA (X-Large)**



INDIVIDUAL TETHERED TOOLS FOR SCAFFOLD BUILDING

- THFSNE3-22SM (Scaffold Hammer)**
- THFSN25100 (Scaffold Level)**
- THSA936A (Scaffold Wrench)**
- JHWBS-63B (Scaffold Wrench)**
- THTPMA25EM (Tape Measure)**
- THGAJ10A (Adjustable Wrench)**
- TH59AHL (Lineman's Pliers)**

TOOLS @ HEIGHT

Drop Prevention System



PYTHOL2B



PYTHOLBOXBR



PYTHOLTAPEBR



PYTHOLRADIO



PYTHOLSCAFB

NOTE: Tools shown are not included with holsters.

PYTHON® TOOL HOLSTERS

- Compatible with all Python® Safety tool pouches and lanyard adaptors

Holsters Used on Tool Belts

PYTHOLBOXBR (Box Wrench w/Retractor)

PYTHOLHAMMER (Hammer)

PYTHOLRADIO (Radio)

PYTHOLSCAFB (Scaffold Wrench w/Bungee)

PYTHOLSCISSR (Knife & Scissor)

PYTHOLTAPEBR (Tape Measure w/Retractor)

PYTHOL1BR (Single Tool w/Retractor)

PYTHOL2B (Dual Tool)

PYTHOL2BR (Dual Tool w/Retractor)

Holsters Used on Climbing Harnesses

PYTHOLBOXHR (Box Wrench w/Retractor)

PYTHOLSCAFHR (Scaffold Wrench w/Retractor)

PYTHOL1HR (Single Tool w/Retractor)

PYTHOL2H (Dual Tool) ~~LIST \$44.95~~

PYTHOL2HR (Dual Tool w/Retractor)



PYTHON® LOOP ATTACHMENT

- Loop with trigger snap attachment
- PYTLOOPTRSNA**



PYTHON® RETRACTOR

- Stainless steel retractor
- PYTRET48STEL**

PYTHON® WRISTBANDS

- Control for small hand tools and bump-sensitive work areas
- Works without separate leash or lanyard



PYTWBADJNC

Elastic Pull-away

PYTWBS (Small)

PYTWBM (Medium)

PYTWBL (Large)

Adjustable

PYTWBADJNC (Non-Conductive)

PYTWBADJV (Snap-Vinyl)



PYTBELT2ADJ



PYTBELTRIGNC

PYTHON® TOOLBELTS

- One-size-fits-all solution
- Compatible with Python® Safety holsters and tool pouches

PYTBELT2ADJ (Double Adjust)

PYTBELTRIG (Trigger Snaps)

PYTBELTRIGNC (Non-conductive Trigger Snaps)



Standard

Vinyl

Non-Conductive

PYTHON® EXTENSIONS

- 1/2" wide available in various lengths/materials

Standard Double Trigger Extensions

PYTEXT5X12 (12")

PYTEXT5X24 (24")

PYTEXT5X36 (36")

Non-Conductive Double Trigger Extension

PYTEXT5X12NC (12")

Vinyl Double Trigger Extension

PYTEXT5X12V (12")

PYTHON® COIL TETHER EXTENSIONS

- Stainless steel braiding coated in a wipeable vinyl
- Performs extremely well around heat
- Also available with 17" tail for longer-handled tools

PYTH2HCOIL

PYTH2QR17 (Long Tail)



PYTH2HCOIL



PYTH2H1X72HD



PYTH2L1X72HD



PYTH2R1X72HD

PYTHON® HEAVY DUTY EXTENSIONS

- 1" wide available in various lengths and fastener ends

PYTH2H1X48HD (48" Hook2Hook)

PYTH2H1X72HD (72" Hook2Hook)

PYTH2L1X72HD (72" Hook2Loop)

PYTH2R1X72HD (72" Hook2Rail)

Elastic Pull-away

PYTWBS (Small)

PYTWBM (Medium)

PYTWBL (Large)

Adjustable

PYTWBADJNC (Non-Conductive)

PYTWBADJV (Snap-Vinyl)



PYTQSPCOIL10



PYTQSPMCP10

PYTQSPMCP10

NOTE: Pens shown are not included with adaptors.

PYTHON® QUICK SPINS LANYARD ADAPTORS

- Makes tools and other items tether-ready in seconds

PYTQSPCOIL10 (Pen Holder 10-Pack)

PYTQSPMCP10 (Permanent Marker Holder 10-Pack)

PYTQSPMCP10 (Permanent Marker Cap 10-Pack)

INDUSTRIAL WORKWEAR

Welding Helmets, Safety Glasses, Gloves & Kneepads



WIDE VIEW AUTO-DARKENING HELMET

- Lens features high definition plus 4 arc sensors for the widest range of sensitivity
- Grind lockout feature disengages auto-darken feature for clear shade

YA4606



AUTO-DARKENING HELMET

- Lens features high definition plus 4 arc sensors for the widest range of sensitivity
- Grind lockout feature disengages auto-darken feature for clear shade
- Adjustable light sensitivity and auto-darken delay

YA4607



SUPERCUFF™ TECHNICIANS GLOVES

- Provides a super comfortable, snug and secure fit without restricting wrist and hand movement

GLOVE500BSB (Small)
GLOVE500BMB (Medium)
GLOVE500BLB (Large)
GLOVE500BXLB (X-Large)



FAST FIT TECHNICIANS GLOVES

- Convenient, all-purpose easy-on/easy-off gloves
- Synthetic leather palm, stretch panels between fingers
- Two-way stretch spandex padded back

GLOVE300S (Small)
GLOVE300M (Medium)
GLOVE300L (Large)
GLOVE300XL (X-Large)
GLOVE300XXL (XX-Large)



BLUE-POINT® SAFETY GLASSES W/ BUILT-IN EAR PROTECTION

- Features tethered, retractable ear plugs and adjustable nose bridge
- Available in three lens colors

GLASS40CEAR (Clear)
GLASS40GEAR (Gray)
GLASS40YEAR (Amber)



SAFETY GLASSES

- Lens provides 99.9% UV protection
- High velocity impact and high mass resistant
- Available in two frame colors

GLASS50BK (Black)
GLASS50R (Red)



SPORT STYLE SAFETY GLASSES

- Clear lenses provide 99.9% UV protection
- High velocity impact and high mass resistant
- Available in three frame colors

GLASS60BK (Black)
GLASS60R (Red)
GLASS60SAP (Sapphire)



GEL CUSHIONED KNEEPADS

- Wide neoprene rear lower flap reduces chafing
- Velcro straps for secure fit and easy on/off
- Hinged pad extensions for a comfortable fit

KNEEPAD3



BLUE-POINT® CUT RESISTANT GLOVES

- Excellent abrasion, blade and tear resistance

GLOVE410M (Medium)
GLOVE410L (Large)
GLOVE410XL (X-Large)

INDUSTRIAL LIGHTING

Shop, Safety, UV & Personal LED lights



BLUE-POINT® SLIM LITHIUM RECHARGEABLE LED SHOP LIGHT

- 10 SMD LEDs provide 170 lumens of light output
- Runtime: 2.5 hrs on high 4 hrs on medium
- Bright 50 lumen spot light on top for inspection use

ECFSLIMRC



HIGH-OUTPUT LED ANGLE LIGHT

- Shatterproof, Polyground® diffuser lens reduces shadows
- 10-amp electrical outlet at bottom of handle
- Integrated swivel hook and magnetic strap

ECU4722

12 LED COMPACT LIGHT

- Produces 100 lumens on high, 65 lumens on medium
- Runtime: 7 hrs on high and 12 hrs on medium
- Runs on 3 AAA batteries
- Magnetic back and rubber sides for drop prevention



ECFONELITE (Red)

ECFONELITEG (Green)

ECFONELITEO (Orange)

TRAFFIC MASTER GLOW BATONS


- 360° light with bright LEDs that last 100,000 hours
- 25 hours run time with 2 AA batteries
- Light is high impact, water resistant
- Slip resistant rubber grip with wrist lanyard
- 13-1/2" long and 1-1/2" in diameter

GCEGB100-G-A (Amber)

GCEGB100-G-B (Blue)

GCEGB100-G-G (Green)

GCEGB100-G-R (Red)



BLUE-POINT® FLEX LIGHT

- 9" rubberized flex cable (16" overall length)
- Uses 2 AAA alkaline batteries

ECFB960



NEW BLUE-POINT® LED FLOODLIGHT

- 2,500 Lumens from 70 high output SMD LEDs
- Compact, robust construction with aluminum frame protected by rubber edgework
- IP65 resistant to water and dust infiltration
- 25' (7.6m) cord for excellent reach

ECFLOOD

BLUE-POINT® 48 LED MAGNETIC ROTATING LIGHT

- Produces 2,000+ lux at 24"
- Pivoting ball-joint base
- Includes 3 "AA" alkaline batteries

ECFLED48



BLUE-POINT® TRUE UV RECHARGEABLE FLASHLIGHT KIT

- 400 nm wavelength - the "sweet spot" for locating A/C, oil and coolant leaks
- 95 minute run time at constant power output
- Includes plug-in charger and UV enhancing glasses

ECFUVLEDA



PERFORMANCE LED FLASHLIGHTS

- Aerospace-strength aluminum housing
- Crush proof, water-resistant and impact resistant from 1 meter
- 50,000+ hour LEDs plus lifetime warranty

ECF900 (Silver)

ECF900R (Red)

- 53 Lumens output with 58 meter range
- 80 minute max run time

ECF925C (Silver)

ECF925CR (Red)

- 55 Lumens output with 81 meter range
- 105 minute max run time

ECF950B (Silver)

ECF950BR (Red)

- 31 Lumens output with 40 meter range
- 17.5 hours max run time

ECF965C (Silver)

ECF965CR (Red)

- 150 Lumens output with 135 meter range
- 70 minute max run time

ECF975B (Silver)

ECF975BR (Red)

- 200 Lumens output with 194 meter range
- 3 hours max run time



RECHARGEABLE LED TACTICAL FLASHLIGHT

- Aerospace-strength aluminum housing
- Crush proof, water-resistant and impact resistant from 1 meter
- 50,000+ hour LEDs plus lifetime warranty
- 227 Lumens output with 151 meter range
- 165 minute max run time
- Includes A/C wall charger, D/C car charger, USB cable and carry case

ECF985 (Silver)

ECF985R (Red)

TOOL STORAGE

VCC, Roll Cabs, Chests & Carts



LEVEL 5
Tool Control System

Tool Control Foam

V-Stand Mounting Brackets



Keyless Entry System

LEVEL 5 VISUAL CONTROL CABINET

- Polycarbonate window
- Tool control options include customized foam (shown) or metal peg board
- Lockable with keys or optional eLock keyless entry system
- Includes V-stands for mounting to walls, carts, roll cabs or benches
- Two sizes available: 49" will store 100 tools, 34" will store 70 tools

Keyed

L5V5S49 (49" Wide)

L5V5S34 (34" Wide)


Keyless

- Use either AA batteries (5-6 months of use) or use optional plug-in cord (L5VPCORD sold separately) with wall outlet
- Alphanumeric key pad to enter users/passcodes "at the box"


L5VP5S49 (49" Wide)

L5VP5S34 (34" Wide)

VCC System Color Options



KRA60B Tool Chest Color Options



8-DRAWER FRICTION SLIDE TOOL CHEST

- Friction style drawer slides for optimal use in dusty, gritty environments
- Measures 26" W x 17" D x 19" H
- Capacity: 5,343 cu. in.

KRA60B



KRA2423PBO



KRA2422PFT



KRA2422PJJ

73" 17-DRAWER ROLL CAB

- Two 50" extra wide drawers (5" and 3")
- Measures 73" W x 24" D x 39" H
- Capacity: 31,237 cu. in.


KRA2423

54" 10-DRAWER ROLL CAB

- Two full length drawers at top
- Measures 54" W x 24" D x 39" H
- Capacity: 23,969 cu. in.

KRA2422

KRA2423 & KRA2422 Roll Cab Color Options



Additional KRA2422 Roll Cab Color Options



36" 6-DRAWER SHOP CART

- Heavy duty 150 lb. capacity work-top lids available in either stainless steel or bed-liner
- Measures 36" W x 24" D x 46" H
- Capacity: 21,979 cu. in.

KRSC246



Color Options (Stainless Steel Lid)	Red	Gloss Black	Royal Blue	Ultra Yellow	Electric Orange	Flat Black/Black Trim	Extreme Green	Midnight Blue
	PB01	PC1	PCM1	PES1	PJK1	POT1	PJJ1	PDG1

Color Options (Bed-liner Lid)	Red/Black Trim	Gloss Black/Black Trim	Royal Blue/Black Trim	Ultra Yellow/Black Trim	Electric Orange/Black Trim	Flat Black/Black Trim	Extreme Green/Black Trim	Midnight Blue/Black Trim
	PN7	PF7	PET7	PD07	PKH7	POT7	PKG7	PQ07

PORTABLE TOOL STORAGE

Heavy Duty Travel Cases & Tote Bags

SOFT SIDED TOOL BAG W/ WHEELS & TELESCOPING HANDLE

- Multiple pockets inside and out to store a multitude of smaller items
- Large, easy access gate-mouth to store larger items
- Made of strong, durable 1680 denier oxford nylon
- Measures 20" x 12" x 12"

TB50W



TB30

TB40

TOOL TOTE BAGS

- Wide openings for easy access plus multiple pockets, inside and out

TB30

- Embroidered with Snap-on Racing logo
- Maximum carrying capacity of 16 lbs.
- 13" L x 10" W x 8" H

TB40

- Holds 18" prybar on inside wall
- Maximum carrying capacity of 27 lbs.
- 17" L x 9" W x 11" H



Available In
**14
SIZES**
See Chart for
Details

SENTINEL® INJECTION-MOLDED CASES

- Made of tough, lightweight Copolymer features the best weight-to-strength ratio in the industry
- Integrated padlock brackets and ribbing for increased strength
- Tongue and groove opening with EPDM gasket creates a complete seal making every case airtight, dustproof and waterproof
- Automatic pressure relief valve and stainless steel hardware
- Durable wheels have been tested to simulate rolling over 25,000 miles, more than the circumference of Earth (wheels available on select models)
- 14 different models available (See chart for complete specs)

**GUARANTEED
FOR LIFE**

Sentinel Case Models Available

Stock Number	Outside Dimension	Inside Dimension	Weight
SEN12X10X5	10.3" x 12.4" x 5.3"	8.2" x 10.1"	3.2 lbs.
SEN12X10X9	10.3" x 12.4" x 8.7"	8.2" x 10.1"	4.1 lbs.
SEN14X12X5	11.9" x 14.0" x 5.4"	9.4" x 12.5"	4.0 lbs.
SEN14X12X7	11.9" x 14.0" x 6.9"	9.4" x 12.5"	4.6 lbs.
SEN17X14X7	13.6" x 17.2" x 6.4"	11.1" x 15.8"	6.0 lbs.
SEN17X14X11	13.6" x 17.2" x 10.6"	11.1" x 15.8"	7.4 lbs.
SEN22X15X9*	14.8" x 22.2" x 9.0"	12.3" x 19.7"	11.6 lbs.
SEN20X16X6	15.6" x 19.6" x 5.7"	13.0" x 17.9"	6.6 lbs.
SEN20X16X7	15.6" x 19.6" x 7.2"	13.0" x 17.9"	7.1 lbs.
SEN22X17X9	16.6" x 22.1" x 8.5"	14.1" x 20.5"	9.1 lbs.
SEN25X19X9	18.6" x 25.3" x 8.6"	16.1" x 22.5"	11.5 lbs.
SEN25X19X12*	18.6" x 25.3" x 11.7"	16.1" x 22.5"	17.7 lbs.
SEN27X21X10*	20.5" x 27.3" x 9.7"	17.9" x 24.1"	18.2 lbs.
SEN27X21X14*	20.5" x 27.3" x 13.7"	17.9" x 24.1"	20.5 lbs.

*Includes wheels and extension handle

SHOP EQUIPMENT

Parts Washing, Battery & A/C Service



ELECTRIC ACQUEOUS PARTS WASHER CABINET

- Internal, thermostatically controlled heater keeps cleaning solution at 120° which helps loosen dirt and grime
- Features a timed automatic soak cycle and high pressure spray wand
- Removable 12 gallon reservoir features internal baffles to minimize clogs
- Internal screen filter with contaminant trap to separate oil and grease from soap solution
- Includes 25 lbs. of YADW896B powdered soap for 8 complete refills

PBC42B



PRESSURE FEED ABRASIVE BLAST CABINET

- Cleans up to 4 X faster than siphon systems
- Convenient auto refilling system
- Efficient 135 CFM dust collection system
- Features a right hand door for smaller parts and a unique clam shell lid for larger parts
- Includes industrial grade blast nozzle, foot pedal control and two fluorescent lights
- Inside Dimensions: 14"/23" H x 48" W x 24" D

YA4826PA



KBI800034

INDUSTRIAL DUTY KRANKING KART™

- Charges from most any cranking battery, even the "run-down" battery from the vehicle that is about to be jump-started
- Never needs to be plugged into an A/C power source
- 30-second charge provides FULL cranking power
- No lead-acid batteries to maintain or replace
- Has the power of 4 fully charged group 31 batteries
- Delivers 3000 amps of cranking power
- Maintenance free, sealed capacitor
- Remote power button
- Built-in safe guards, reverse polarity warning
- Virtually unaffected by cold temperatures
- Service life of 500,000+ cycles

Portable Unit

KBI800034 (12 V)

Wheeled Units

KBI800033 (12 V)

KBI800030 (12 V)

KBI800031 (24 V)

KBI800035 (Dual 12/24 V)



KBI800031

OIL FIRED HOT WATER PRESSURE WASHER

- No electricity required
- Equipped with a 12 volt oil-fired burner and 10 HP engine creating 3000 PSI pressure
- Trigger gun with 50' non-marking hose
- Dual wand with side handle, detergent tip and assorted quick change tips in 0°, 15°, 25° and 40°
- Features powder coated frame with wand/hose rack, 13" tires, 9 gallon burner fuel tank and 5.3 quart phase/fuel tank capacity

CAM3000QD

CAM509081 (100' hose)

CAM526496 (Swivel Hose Reel)



KOOLKARE™ PLUS A/C SERVICE CENTERS

- Recover, recycle, evacuate, leak test and recharge R-134A systems quickly and accurately
- All models meet the SAE J-2788 standard of 95% refrigerant recovery and ±0.5 oz. charge accuracy, which will save you money on refrigerant and call backs
- Intuitive user interface on a large 4x20 display that guides the technician through the complete service process
- Complete start-to-finish auto sequence programmability
- Features an automatic air purge and a filter-life monitor alarm
- Extra-long 135" hoses for heavy-duty applications
- User-selectable languages (English, Spanish, French)
- Includes a vehicle database covering refrigerant and oil specs

EEAC325B

EEAC325BH (Hybrid)



HEAVY DUTY TRUCK/ BUS MANIFOLD SET

- Meets the needs of fleets, buses and agricultural equipment applications
- Heavy duty conversion couplers for durability
- 96" Goodyear® GY5 hoses for guaranteed quality

ACTR9600



AVIATION TOOLS

Microstops, Bucking Bars & Rivet Guns



ATI590RGK-4X

ATI590RGK3X

RIVET GUN KITS

- Kits include essentials for straight and offset riveting: Four commonly used bucking bar, eight cupped sets for 3/32", 1/8", 5/32" and 3/16", AN470 universal head rivets, three flush sets for AN426 rivets, two retainer springs and an air regulator with durable case

ATI590RGK3X (Kit w/ 3X Rivet Gun)

ATI590RGK-4X (Kit w/ 4X Rivet Gun)



MICROSTOPS

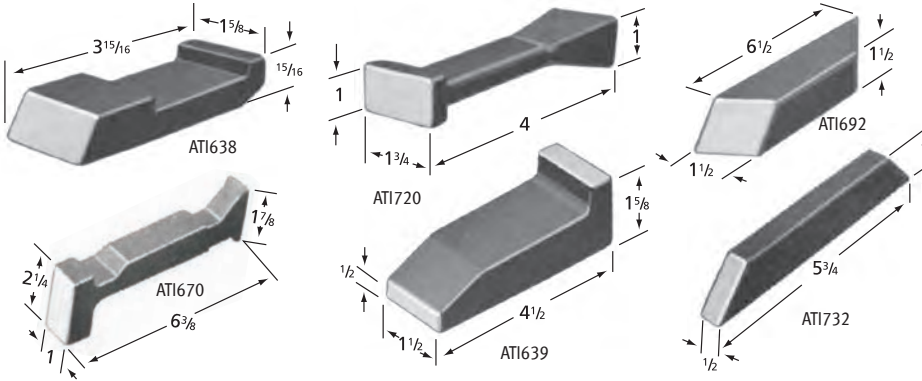
- .001" Adjustment
- Uses 1/4"-28 male threaded shank
- 5/16" shaft travel
- Left handed hex locknut
- 1/4" shaft
- Thrust ball bearing for longevity



ATI441HSS

ATI441HSSPCC

Stock No.	Description	Countersink Cutter Diameter (in)	Bearings
ATI441HSS	Straight Skirt	Up to 5/8	Needle
ATI441HSBS	Straight Skirt	Up to 5/8	Ball
ATI441HSF	Flanged Skirt	Up to 5/8	Needle
ATI441HSA	Phenolic Tipped Skirt	Up to 9/16	Needle
ATI441HSSPCC	2 3/4" Extended Nose Straight Skirt	Up to 3/8	Needle



BUCKING BARS

- CNC machined 32 RMS finish
- All sharp corners & edges are radiused 1/32" - 1/16"
- Smooth edges prevent skin damage

ATI638 (1.25 lbs.)

ATI639 (2 lbs.)

ATI670 (2 lbs.)

ATI692 (3.25 lbs.)

ATI720 (0.75 lbs.)

ATI732 (.75 lbs.)



HIGH-DENSITY TUNGSTEN BUCKING BARS

- Significantly reduces vibration and minimizes bucking bar movement when riveting
- Sharp edges are radiused up to 1/16" to prevent skin damage
- Greatly improves operator comfort and safety
- Smaller configured design provides enhanced bucking in tight areas
- Dipped in plastic to prevent damage during shipment and storage

ATI634T (1.59 lbs.)

ATI729-3T (1.55 lbs.)


ATI729-13T (1.2 lbs.)

ATI732T (2.11 lbs.)

ATI764T (1.28 lbs.)

ATI765T (1.74 lbs.)

ATI766T (1.70 lbs.)



NOTE:
More Sizes & Configurations Can Be Manufactured Upon Special Request

AVIATION DOG BOXES

Organization & Portability in One

How does Snap-on make the security and organization of its tool storage even more versatile? Add wheels. The new wheeled tool storage combines all of the features you've come to expect from Snap-on storage *plus* heavy duty wheels and tow handles to transport your most critical tools anywhere you need them.

Portability

- Heavy duty rubber wheels provide a smooth ride
- Integrated lifting handles allow for safe lifting to an elevated surfaces

Security & Strength

- 26" bench boxes feature hinged and foldable front/top covers which keep drawers and box locked for security and strength
- Front lid can also be folded under top lid to create a flat work surface

Removable Chassis

- All boxes can be removed from the chassis for stationary storage
- Chassis are also available individually

Tow Handles

- 18" and 24" cantilever boxes include BOTH hard and soft handles and are interchangeable for versatility
- 26" bench boxes include heavy duty hard handles for maximum control and maneuverability



Stock Number	Description	Capacity (cubic in. / cm)	Capacity Square In. (cm)	Dimensions (Inches)
KRDB18	18" w/ Cantilever Trays on cover	1530 (25070)	476 (3071)	18 x 10 x 13-1/4
KRDB24	24" w/ Cantilever Trays	2540 (41623)	670 (4322)	24 x 12 x 12
KRDB265	26" 5-Drawer w/ Top Down Cover	4452 (72995)	1814 (11703)	26x 14-3/4 x 17-1/4
KRDB269	26" 9-Drawer w/ Top Down Cover	4288 (70268)	1753 (11309)	26 x 14-3/4 x 17-3/16

**VIEW OUR ENTIRE CATALOG OF TOOLS AT
WWW.SNAPON.COM**

To order the products featured in this flyer*, contact your Industrial Account Manager or call the Snap-on Industrial Customer Service Center 1-877-740-1900. To view our Industrial Website go to: www.snapon.com/industrial.

Snap-on, Blue-Point, Flank Drive, Dual 80, Instinct, Control Tech, Tools@Height, Level 5, Kranking Kart, KoolKare, and ATI are trademarks of Snap-on Incorporated.

Every effort is made to ensure that listed product is available. Some items are in limited supply. Every attempt is made to ensure accuracy, however, errors during publication can occur. Product numbers, features and specifications can change as well as pricing.

Snap-on is a trademark of Snap-on Incorporated.
© Snap-on Incorporated 2014.
All other marks are trademarks of their respective holders.
Snap-on Industrial, 2801 80th Street, Kenosha WI 53143

